



# EVENTS

## FAQ

- Q** What's the best source for identifying replacement or repair parts?
- A** We have our most up-to-date parts listing on our web site. Go to [tjernlund.com](http://tjernlund.com), support, replacement parts. Also, a new replacement parts price sheet effective Fall, 2005 identifies all of our parts.
- Q** Why do you have so many different numbers for the same part?
- A** Many of our components have two identifying numbers. Some are vendor numbers, some are Tjernlund manufacturing numbers. Any of these numbers can be cross referenced to a Tjernlund 950-series replacement part kit. Go to [tjernlund.com](http://tjernlund.com), support, replacement parts and click on either motor or pressure switch cross reference.
- Q** Is it OK to reduce the vent diameter when using a power venter? Sometimes inspectors question doing so.
- A** It is common to reduce the vent diameter when using a Power Venter. Power Venters mechanically create the pressure necessary to overcome the friction loss associated with a smaller vent diameter. Just stay within the limitations of our selection table and you will have no problems.

You are invited to send us questions via email at: [fanmail@tjfans.com](mailto:fanmail@tjfans.com). If your question is published, you will receive a gift.

by Tom Tjernlund, Vice President



The transition to a leaner Power Venter product line was completed August 2005 with the discontinuation of our long-standing HSUL-Series. UC1 controlled power venters now reign supreme. Our current HS-Series Venters are a universal replacement for any application that formally used our HS115, HST, or HSUL series power venters. Gone is the confusion over which version to inventory and use.

## From Tom's Desk


Below this column we have put together some simple steps for retrofitting "old style" power venters with UC1 controlled versions. As you can see, we still use the same three leads to interlock with the heater.

Also, don't forget about our contractor Rewards Program. Contractors can earn Target Gift Cards by redeeming UPC codes off of popular Tjernlund power venters, draft inducers, In-Forcers and Duct Booster® fans. It's our way of saying thanks for using Tjernlund Products.


## Conversion tips for old HSUL & HST series Power Venters

It's easy to convert old power venter installations to our UC1 universal interlock control. Below we show electrical box photos of our discontinued HSUL and HST series power venters. We have cross referenced the UC1 terminal strip position typically associated with the colored wires of either our HSUL or HST series power venters. Example: A call for heat signal that was wired to the blue leads of an old HSUL series power venter would be reconnected to terminal #1 of the UC1 control.

Reconnect to UC1 Terminal #'s.



Reconnect to UC1 Terminal #'s.




# UC1 Control designed to be wired up front



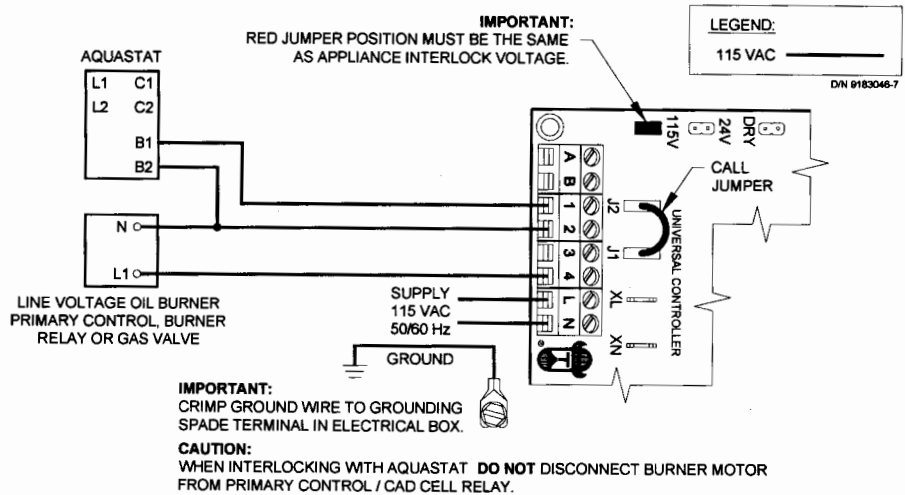
Contractors who are used to wiring Tjernlund's older model UC1 Universal Control at the back end of the circuit are urged to change this practice with the current upgraded model.

To take full advantage of the UC1 control's capabilities, we recommend that it be wired at the beginning of the combustion sequence, ahead of the burner primary control or gas valve. By doing so, any timing sequence conflicts between the UC1 control and burner primary control or gas valve are avoided. Additionally, the on-board troubleshooting LED's will more accurately pinpoint the cause of vent system malfunctions.

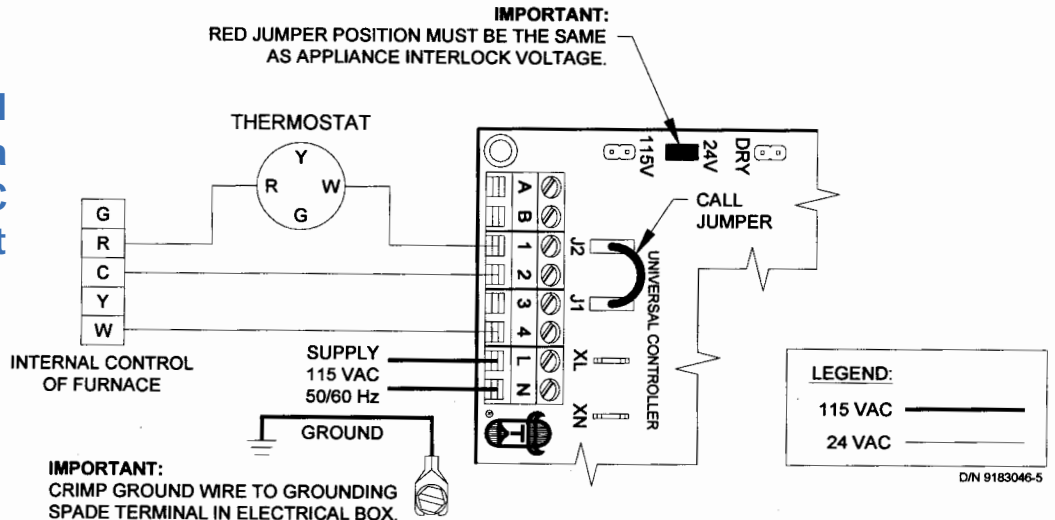


The UC1 control is a single appliance interlock for all Tjernlund mechanical draft systems. It offers contractors many benefits: eliminates appliance control circuit compatibility issues, simplifies servicing and new installations, reduces installation and service calls by diagnosing wiring interlock problems, reduces liability with prover status check circuit and reduces on-truck inventory.

## Universal Control Connected with a 115 VAC Aquastat



## Universal Control Connected with a Single Zone 24 VAC Thermostat



# New UC1 version 4.06 circuit board has upgraded features

Like software manufacturers who introduce new versions, our chip vendor for the UC1 control upgraded their product that is used in the UC1 control boards (version 4.06) that started shipping July, 2005. We are always searching for new, improved components for our products and will adopt them as long as the change is seamless and compatible with older models. New features of version 4.06 include the following:

## New #6 power LED (red)

Constant red when 115 VAC is supplied to L & N

## New color for the #2 LED (blue)

Constant blue when fan prover safety circuit is closed

## Revised #5 LED (red)

With no call for heat present, flashes 3 seconds on / 3 seconds off if microcontroller is working properly

New LED #6 RED  
115V power supplied  
to UC1 L & N terminals

LED #2 now BLUE  
(previously GREEN)

LED #5 RED with no  
call for heat, flashes 3  
seconds on / 3 seconds  
off if microcontroller  
is working properly



## Repeat purchases of Tjernlund products equals valuable Target® GiftCards for contractors



Our Rewards Program, offering contractors an easy way to Target GiftCards by purchasing selected Tjernlund products, has received a very positive response from wholesalers and contractors. The program, which kicked off in July, was inspired by Tom Tjernlund who wanted a way to reward contractors for their loyalty.

Qualifying product purchases that earn points toward GiftCards include: Power Venter models HSJ, HS1, HS2, Universal Control model UC1, IN-FORCER™ models PAI-1T, PAI-2T, PAI-10, PAI-20, PAI-1G, PAI-2G, SideShot® Vent System models SS1, SS1C, SS1R & SS2, Vent Hood models VH1-4, VH1-6, Draft Inducer models DJ-3, D-3, and Duct Booster® Fan models DB-2, EF-6 and EF-8.

Cartons containing these products have special "Rewards" labels and contain information on the program.

**Contractors:** if you don't have the program details or need GiftCard redemption forms, go to [tjernlund.com](http://tjernlund.com) and click on the Rewards logo.

**Distributors:** if you need Rewards posters or invoice stuffers, go to [tjernlund.com](http://tjernlund.com) and click on the Rewards logo or contact your Tjernlund Rep.



# Sticker Alert!!

Cartons of Tjernlund Products that qualify for Rewards Points have special stickers shown below and contain information on the program.







Tjernlund Products  
1601 Ninth Street  
White Bear Lake, MN 55110

## Web Site Features

### Remodeled Tjernlund site easier to navigate

#### *Visitors find more information in less time*

Whether you're a distributor or contractor, there's a plethora of valuable information related to draft, combustion air and other venting subjects available on Tjernlund's web site at [www.tjernlund.com](http://www.tjernlund.com). The site is



designed to get you useful information as efficiently as possible. On the home page, products are broken into two categories, Distributor Stocked Products and Engineer Specified Systems. There's also a site map containing links directly to all products. Each product category includes a features and benefits overview with links to product specific literature, specifications, submittals, wiring diagrams and installation instructions. The document library is another easy method for finding the information that you are looking for. Put [www.tjernlund.com](http://www.tjernlund.com) in your favorites to always have our most up-to-date information one click away.

### New, FREE resource CD is packed with draft, combustion air & ventilation information plus valuable sales aids

Tjernlund recently made available a free Resource CD containing a wealth of information and tools for wholesalers and contractors.

Included are copies of brochures, spec sheets, wiring diagrams, installation instructions, parts cross references, product photos, PowerPoint presentations and

combustion air videos. The CD is available free and can be ordered on [tjernlund.com](http://tjernlund.com). Click on (Document Library, Literature and Display Materials request form), by email [fanmail@tjfans.com](mailto:fanmail@tjfans.com) or phone 800-255-4208.



### Contractor registration on web site now available

#### *Register and get updated draft, combustion air and ventilation information from Tjernlund*

We have established a new section on our web site whereby contractors who install Tjernlund products can register to receive the latest news from Tjernlund. We are planning to include information relative to new and upgraded products, technical tips, sales and educational material of value to contractors.

To register, simply go to [tjernlund.com](http://tjernlund.com) and click on the contractor button. You'll be asked to enter such facts as your company name, address, phone number, email address and what type of heating equipment you install... gas or oil, forced air, or hydronic.